

JUNE 09, 2026

RMI-Upjohn Webinar

 Greater Phoenix
Economic Council
602.256.7700 /// gpec.org



GPEC by the Numbers

Over the last 36 years, GPEC has fueled the regional economy, racking up some impressive stats along the way.



Photo Credit: Visit Phoenix



1,075+
Regional Locates



197K+
New Jobs



\$76.5B
Capital Investment




Recent Activity

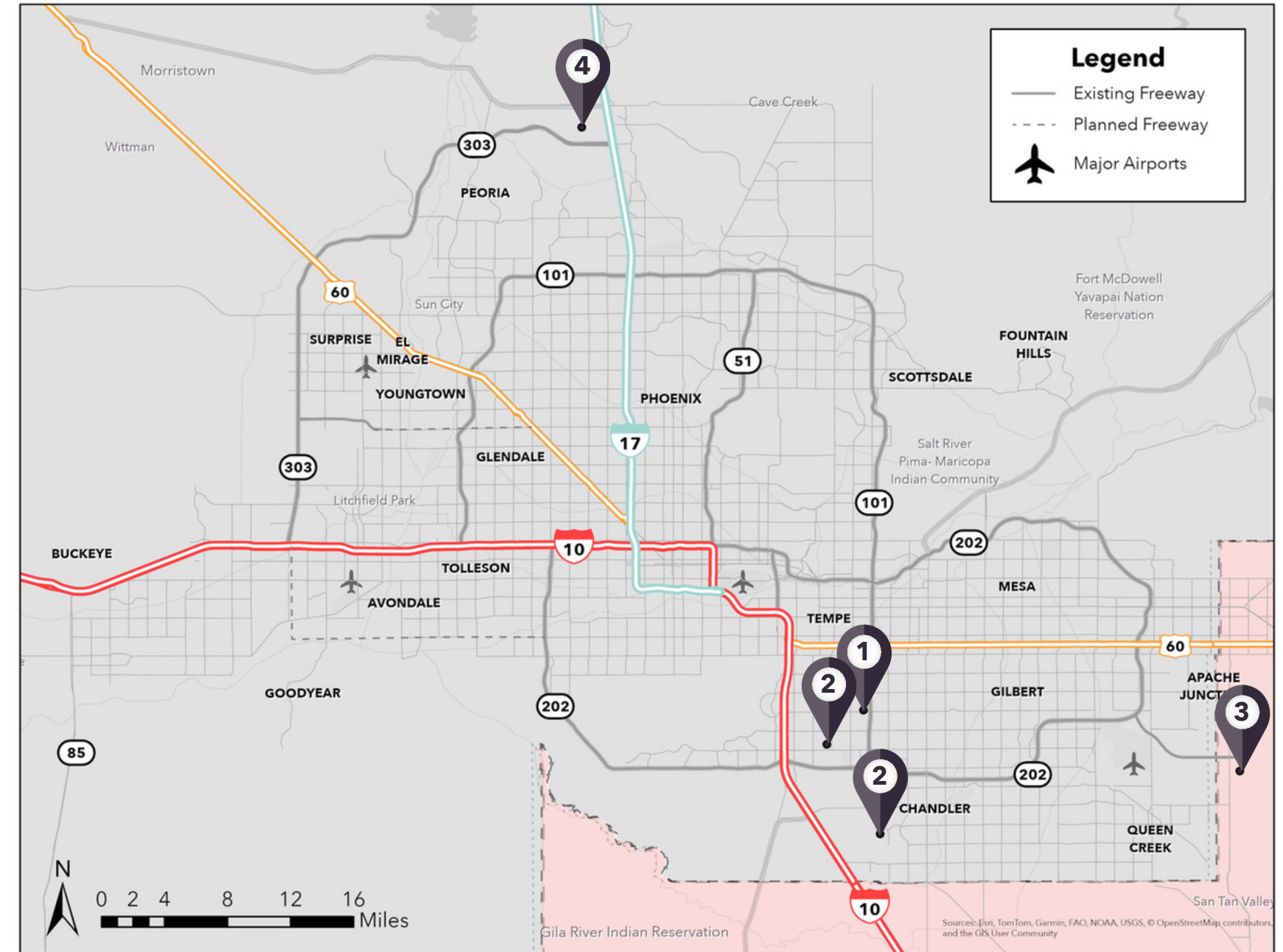
Recent Locates

1 
803
Phase 1 jobs
Tempe

2 
8,807
Jobs
Chandler

3  LG Energy Solution
628
Phase 1 jobs
Queen Creek

4 
1,900
Phase 1 jobs
Phoenix



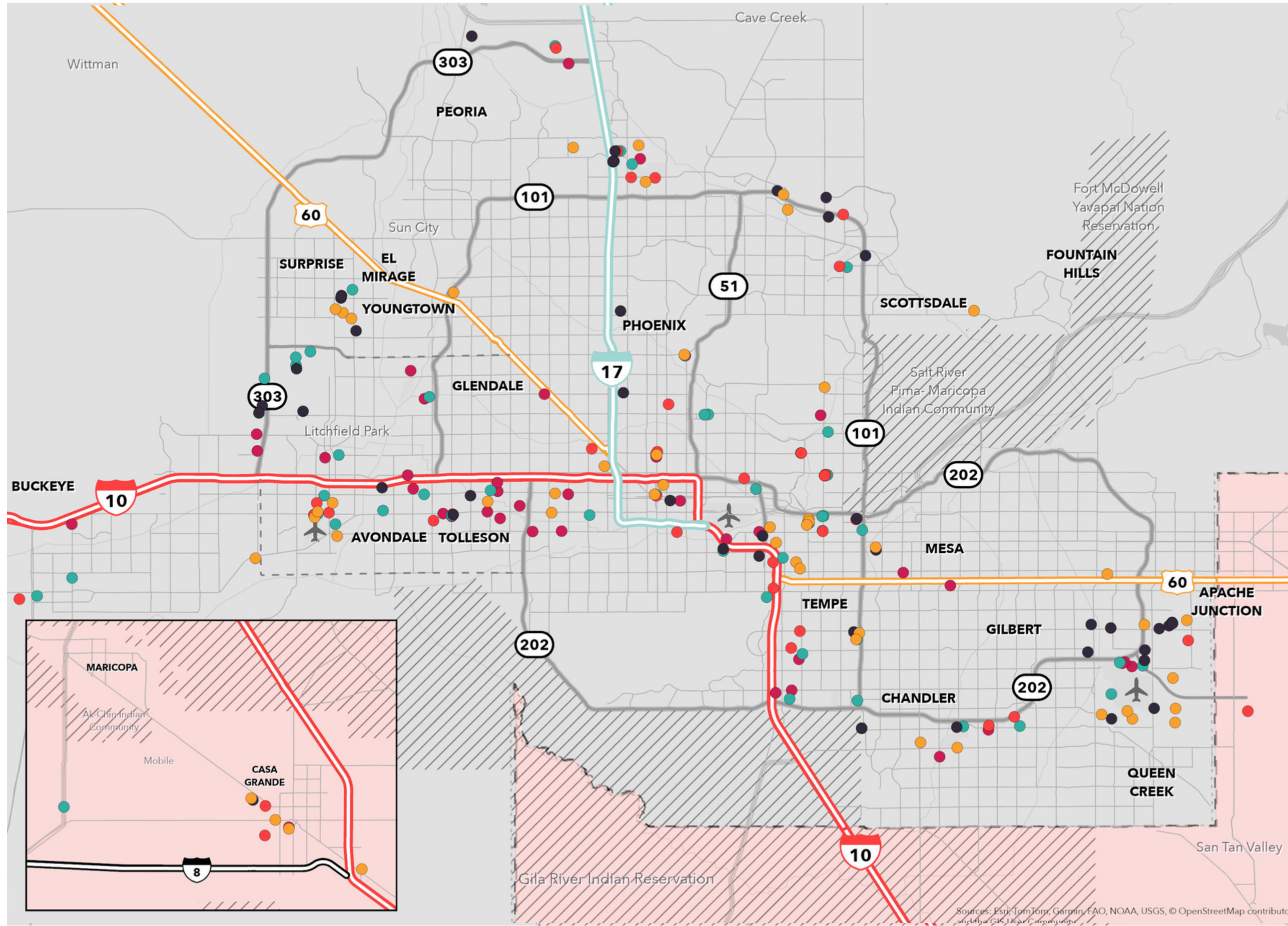

Locates: FY21 - FY25

Legend

- ✈ Airport
- Existing Freeway
- Planned Freeway Expansion

Fiscal Years

- FY21
- FY22
- FY23
- FY24
- FY25



Support for LGES



State

- Statutory Incentives
- Discretionary Incentives




Local

- Workforce training
- Public Infrastructure reimbursements



Other

- Future 48 Workforce Accelerator
- Foreign Trade Zone



Arizona Statutory Incentives

→ Qualified Facilities Refundable Tax Credit

For manufacturers and HQ operations investing in Arizona

- Credit equals 10% of capital investment or up to \$30,000 per job.
- Requires \$250K minimum

→ Quality Jobs Tax Credit

For companies with an existing presence in Arizona creating new, quality jobs

- \$9,000 per job in corporate income tax credits (\$3,000/employee/year), capped at 10,000 jobs annually
- Must have an existing presence in Arizona by June 30, 2025 to qualify

→ R&D Tax Credit Program

Credits for qualified research done in Arizona

- 24% credit on first \$2.5M in qualifying expenses, 15% above that
- Small companies (under 150 employees) can receive up to \$100,000 refundable per year, plus a 10% credit on university research payments

Thank You

